


THE FAMILY CAR



The Family Car

*text by June Michaels
with input and updates by
Connie Cloak & Hugo Mata
pictures by Joal Morris*




Produced by C2: Alternative Services (707)568-3783 www.c2alts.net


Funded by



Printed on recycled paper

The Family Car





George



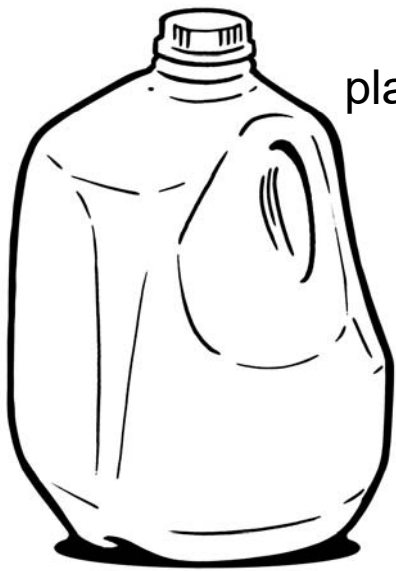
John



Marie



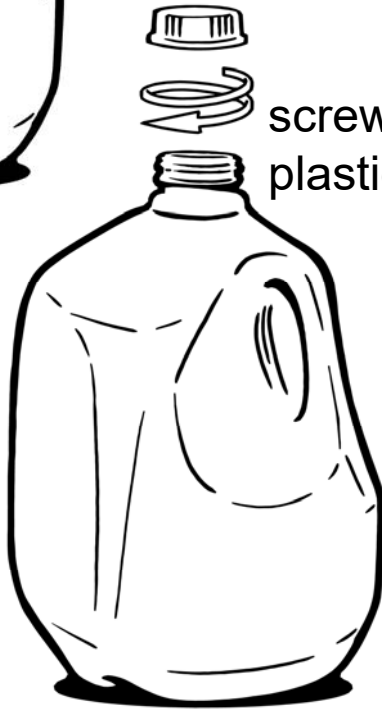
Manny



plastic container




plastic container
with funnel



screw-top
plastic container

oil drain pan



motor oil



oil filter



oil filter bag




The Family Car

Vocabulary:

fish
funnel
duck
car
oil filter
illegal
local
environment
importance
oil drain pan


oil
oil recycle center
hazardous
sludge
plastic container
contaminate
oil change
mileage
pollute
screw-top

recycle
clean
water
dirty
toxic
maintenance
filter bag
drink
street drain




Story #1

The Family Car




George loves the family car. George takes good care of the family car.




George's oldest son is John. John wants to drive the family car. George wants John to learn car maintenance.



Little Manny and Marie want to learn, too.



George shows his children how to take the dirty oil out of the car, and put clean oil in.



George does not want the dirty car oil to pollute our water. He takes the dirty oil and filter to the local oil recycle center.

Story #2

The Family Car

George loves the family car. George maintains the car for safety and good gas mileage. George's oldest son is John. John wants to drive the family car. George wants John to learn car maintenance. George shows John how to change car oil. Little Manny and Marie want to learn, too. George explains the importance of changing car oil and the importance of recycling the dirty car oil and filter. George recycles the dirty oil and filter at an oil recycle center. Mixing anything with dirty oil makes the oil not recyclable.

Story #3

The Family Car

George loves his family and shows it by keeping the family car maintained and not polluting the environment. John, the oldest son, wants to drive the family car. George wants John to learn car maintenance. Today George's children are going to learn how to change the car's oil. George patiently demonstrates each step.

1. Put an oil drain pan underneath the car engine.
2. Make sure the engine is warm so all the dirty oil empties from the car engine into the oil drain pan.
3. Remove the engine oil drain plug and allow the oil to drain until it becomes a slow drip.
4. Put the oil drain plug back on.
5. Remove the dirty oil filter and put it in a zip-lock bag.
6. Attach a new oil filter.
7. Pour the clean oil carefully into the engine.
8. Use a funnel to pour the dirty oil into a screw-top plastic container.
9. Make sure the screw-top container of used oil and the zip-lock bag with the used oil filter are tightly sealed.
10. Take the dirty oil and oil filter to an oil recycling center.

George finishes the lesson by saying that oil gets dirty in the car engine, but it can be reused when it is recycled. The oil filter is made of steel and it can be recycled to make cars and construction materials. The car manual tells how often to change the oil. Some cars need oil changes every 3,000 miles. Others do not need the oil changed until 5,000 or even 10,000 miles.

Additional Vocabulary:

polluting drain
underneath perfor
finishes reused

plug
mance

construction materials
demonstrates
manual

Family Car Lesson

True or False

Circle **T** if the sentence is true.

Circle **F** if the sentence is false.

- | | | |
|--|----------|----------|
| 1) Fish, ducks and people like polluted water. | T | F |
| 2) It is illegal to put oil down a street drain. | T | F |
| 3) Pollute, contaminate and dirty are almost the same. | T | F |
| 4) Take your clean oil to an oil recycle center. | T | F |
| 5) Mixing dirty oil with old paint is good recycling. | T | F |

WHERE DO I DISPOSE OF DIRTY CAR OIL AND A DIRTY FILTER?



NO! Not in the trash!



NO! Not in drains!



NO! Not on the grass!



NO! Not in lakes, rivers, ponds!





YES! with
curbside recycle.

Look on the last page of
this book to learn more.

YES!
at a recycle center.







ACROSS

1. dirty car oil is h _ z _ _ d _ _ s
to the environment.
2. add new car oil with a f _ n _ _ l
3. car oil f _ _ _ _ r
4. you put clean o _ _ in your car.
5. e _ v _ _ _ _ _ _ t is our land, trees,
water, where we live, animals, people.

DOWN

6. you drink and wash with w _ _ _ r
7. dirty car oil is t _ x _ c
8. it is il _ _ g _ _ to put oil in a storm drain.
9. to r _ _ y _ _ e is good for everyone.
10. d _ r _ y car oil is recycled.

WORDS

funnel
filter
water
oil
toxic

recycle
hazardous
environment
illegal
dirty

ANSWER KEY

